











Accessories

Warrior LITE (lite battery)

Infusion set		
QPORT0500	Compact Disposable Unit (CDU); <i>blood/fluid line</i>	
Mounting Solutions		
QIF03-BUA1000	Warrior Base Unit (BU); <i>hosts the control SW, electronics, LCD panel, on/off button, battery latches and cable. Connects with the battery at the bottom and with the CDU</i>	
QIF03-MUA1000	Mount Adaptor; <i>connectivity to standard pole, rail, or stretcher</i>	
Power Supply		
QIF-CBL00019	Extension Cable; <i>140cm extension cable</i>	
QIF03-BTA1000	Lite Battery; <i>Rechargeable Li-ion; 3.0Ah; up to 250 full charging cycles or 3 years</i>	
QIF03-CHR1000	Lite Battery Charger; <i>Model FUYUANG CH21VIA-01 or MASCOT 2240Li</i>	
QIF03-CHA1001	Lite Battery Charger Adaptor; <i>Connects between the battery and the charger</i>	
MASCOT-2544Li5C-LT	Car Charger; <i>12-24V; for Warrior Lite's lite battery</i>	
Bags		
QIF03-SBG2000	Soft carrying bag	

Spare Parts		
QIF-MCH00134	Silicon Strap; <i>for Warrior lite Base Unit</i>	
QIF-MCH00106	Battery Snap; <i>to attach battery to Base Unit</i>	
QIF-MCH00111	Base Unit back panel; <i>to connect mount or strap</i> <i>(not to be confused with part number QIF03-MUA1000)</i>	 



Ortus Academy

Ortus Academy is a trading name of Ortus Technology Limited.
Company Registration 07554900



Academy_Accessories_Warrior Lite (lite battery)_Q001_v1

This document has been developed to provide users with an overview for safe device operation in accordance with its function and intended use and does not replace the user manual. All persons dealing with use, maintenance and troubleshooting must read and implement the user manual. Illustrations may not reflect that displayed on your device. Subject to technical modifications, mistakes, and printing errors.