



QinFLOW

NO MORE COLD BLOOD & FLUIDS



Warrior Vs. Warrior lite

February 11, 2023

QUICK ORIENTATION TO EXISTING WARRIOR USERS

Moving from



Warrior

to



Warrior lite
(Extra Power Battery)

or to



Warrior lite
(lite Battery)

Similarities:

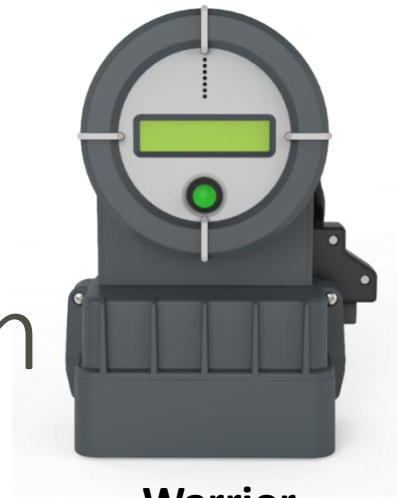
1. Same underlying technology
2. Same 3-part configuration (BU, battery, consumable)
3. Same CDU
4. Same warming speed and efficiency

Differences:

1. Specifications
2. User interface
3. Operation
4. Maintenance

1. SPECIFICATIONS

Moving from



Warrior

to



Warrior lite

(Extra Power Battery)

or to



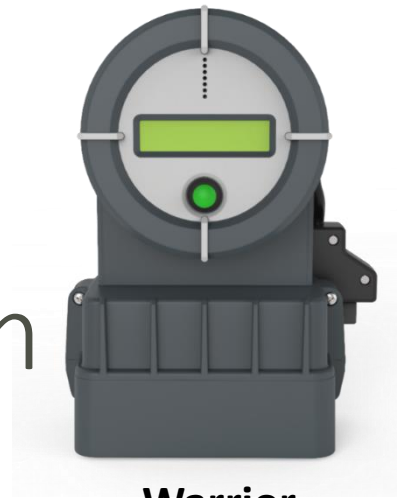
Warrior lite

(lite Battery)

Max delivery rate at 4 ⁰ C input	200 mL/min	180 mL/min	10%↓	170 mL/min	15%↓
Max battery capacity at 4 ⁰ C input	3.5 liters	3 liters	15%↓	1.3 liters	60%↓
Warmup time at 4 ⁰ C input	Up to 11 seconds	Up to 11 seconds		Up to 11 seconds	
Operating weight (BU + Battery)	~1.7 kg / 3.75 lb	~1.1 kg / 2.4 lb	35%↓	~0.8 kg / 1.76 lb	53%↓
Size (BU + Battery)	23.2 x 15.6 x 7.8 cm	10.5 x 8.8 x 11.5 cm	62%↓	8.4 x 8.8 x 11.5 cm	70%↓
Certified	IEC 60601-1 IEC 60601-1-2:2014 IEC 60601-1-12	IEC 60601-1 IEC 60601-1-2:2014 IEC 60601-1-12		IEC 60601-1 IEC 60601-1-2:2014 IEC 60601-1-12	
Compliant		MIL STD 461G		MIL STD 461G	
Ingress Protection (IP)	IP33	IP56		IP56	

2. USER INTERFACE

Moving from



Warrior

to



Warrior lite
(Extra Power Battery)

or to




Warrior lite
(lite Battery)

Visual Indications

LCD



LED



These messages will not appear:

- “Connect the DU”
- “Change In Flow”
- “Fluid is Hot!”

Audio Indications



3. OPERATION

Moving from



Warrior

to



Warrior lite

(Extra Power Battery)

or to



Warrior lite

(lite Battery)

Activation

On-off switch at the back

Automatic activation upon connecting the Compact Disposable Unit (CDU)

Note: the on-off button on front panel serves as a backup activation mode or LED/battery check

When to prime

Any time prior to turning system on

Any time prior to connecting the CDU to the Base Unit (BU)

BU-CDU connection

CDU connects to the BU Cable or to an Extension Cable

CDU connects to the top of the BU or to an Extension Cable

4. MAINTENANCE

Moving from



Warrior

to



Warrior lite
(Extra Power Battery)

or to



Warrior lite
(lite Battery)

Battery charging

Hibernate mode

No hibernate mode

No hibernate mode

Battery life

400 full cycles or 3 years

250 full cycles or 3 years

250 full cycles or 3 years

Charge time

3 hours

3 hours

3 hours

Service life

5 years

5 years

5 years



Thank You